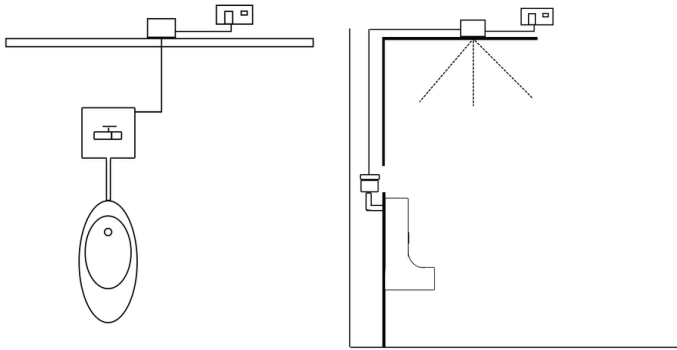




# MAG Sensa-flush Urinal Flushing System



## Product Information

**Today** the public has high expectations of cleanliness and hygiene, especially when it comes to washroom facilities. Standards dictate that shared toilets must be spotlessly clean, pleasant to use and without trace of previous users. Install **MAG Sensa-flush Urinal Flushing System** to demonstrate your commitment to these high standards of customer service and comfort.

**MAG Sensa-flush Urinal Flushing System** will reliably flush the urinal after each user without the necessity for the user to touch anything. This product ensures that any chemical dispensers that rely on the flush for their proper operation will provide their full benefit.

**MAG Sensa-flush Urinal Flushing System** is an advanced electronic unit that provides reliable automatic flushing of urinals on user demand only. Its compact, modular construction means it has the flexibility to be installed quickly and easily into almost any building configuration.

The microwave detector operates through plaster board and other low density materials. The need to piece the wall or ceiling board is eliminated and a hidden, vandal proof installation is achieved. The unit runs from a power point via a low voltage power pack. The maintenance of batteries is eliminated. Product support is a phone call away!

## Operation

The movement of a user at the urinal is detected by the sensor and control box (usually mounted above the ceiling board or behind the wall board, over the urinal to be flushed). After a 60 second delay, the urinal is flushed by the actuator.

Immediately after flushing, the presence of users is ignored for about 20 seconds to prevent excessive water consumption.

The sensor then reactivates, waiting for a user. If the urinal is in continuous use by any number of users, flushing takes place every 60 seconds. If a user is not present, flushing ceases until a user is once again detected. Programmed flushing can also be provided if required.

## Installation Kit Includes

Solenoid  
Air Break  
Isolating Valve

## Features & Benefits

- Improves user hygiene
- Hidden, vandal proof Sensor
- No smells or odours
- Minimal water usage
- Low maintenance
- Suits all types of urinals - wall and stall urinals
- Reliably flushes after each use
- Hands-free
- Sensor operated flush system for automatic flushing of urinals on user demand only
- Advanced in-wall / in ceiling
- Ensures that any chemical dispensers that rely on the flush for their proper operation will provide their full benefit
- Compact, modular construction – quick and easy installation into almost any building configuration
- Detector operates through plaster board and other low-density materials – so no need to pierce the wall or ceiling board and a hidden, vandal proof installation is achieved
- System runs from a power point via a low voltage power pack - no battery maintenance needed
- WELS 5 Star rating based on average flush of 0.91 litres

## Specifications

**Supply Voltage:** 240 VAC to plug pack (supplied); 24 VAC to the unit and actuator

**Power Consumption:** 9 watts maximum at flush

**Sensor Type:** Very low power, microwave movement sensor

**Sensor Location:** Ceiling space or wall cavity

**Sensing Range:** Adjustable, tear drop shaped; from .7 to 3.0 metres in depth, .5 to 2.5 metres in width. Varies due to the nature of the microwave sensor, and the building's construction.

**Sensor Penetration:** Unit can detect users through plaster, timber, light masonry, etc. Some thicker materials may reduce sensor range.

**Urinal Types:** Large multi-user slab to individual or multi plumbed, wall hung units.

**Flush Volume:** 0.91 litres (adjustable), depending on actuator, timing and regulatory requirements

**Special Applications:** Can be developed to meet your requirements. Contact your distributor for details

The Sensa-flush module is designed and manufactured in Australia and is covered by a 12 month back to base replacement warranty. Rapid response to your special requirements and timing programs are a feature of the service offered.

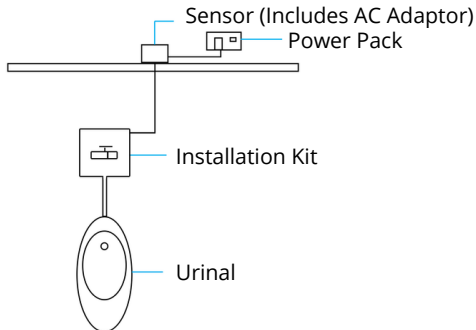
## Product Codes

Codes	Description
96005/SM	MAG Sensa-flush Single Urinal Sensor only
96005/DM	MAG Sensa-flush Double Urinal Sensor only
96005KIT	MAG Urinal Installation Kit



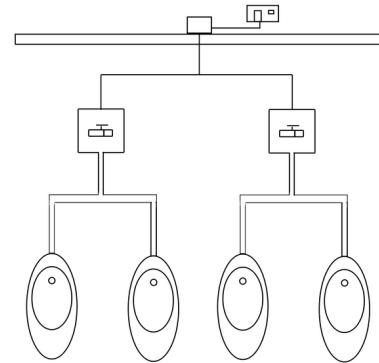
Based on average flush of  
0.91 litres

# Wall Hung Urinal Flushing options



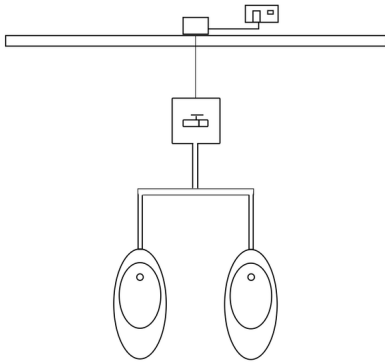
**Option 1. Flushing 1 (One) Single Wall Hung Urinals**

- 1 x MAG Single Urinal Sensor (96005/SM)
- 1 x Installation Kit (96005KIT)



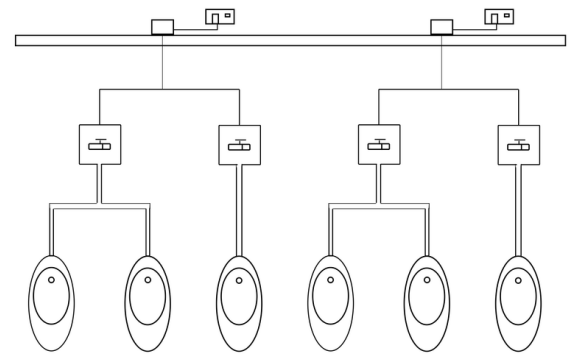
**Option 4. Flushing 4 (Four) Single Wall Hung Urinals**

- 1 x MAG Double Urinal Sensor (96005/DM)
- 2 x Installation Kits (96005KIT)



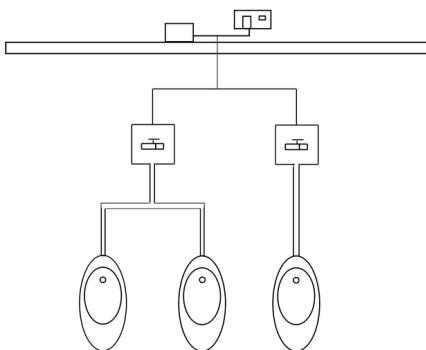
**Option 2. Flushing 2 (Two) Single Wall Hung Urinals**

- 1 x MAG Single Urinal Sensor (96005/SM)
- 1 x Installation Kit (96005KIT)



**Option 5. Flushing 6 (Six) Single Wall Hung Urinals**

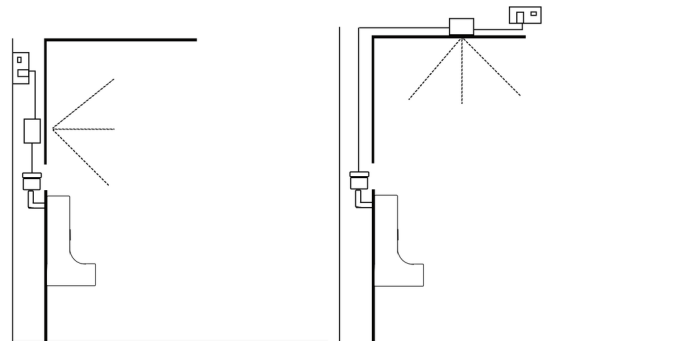
- 2 x MAG Double Urinal Sensor (96005/DM)
- 4 x Installation Kits (96005KIT)



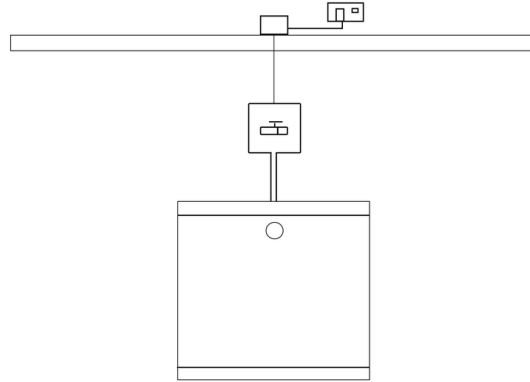
**Option 3. Flushing 3 (Three) Single wall Hung Urinals**

- 1 x MAG Double Urinal Sensor (96005/DM)
- 2 x Installation Kits (96005KIT)

## Sectional View

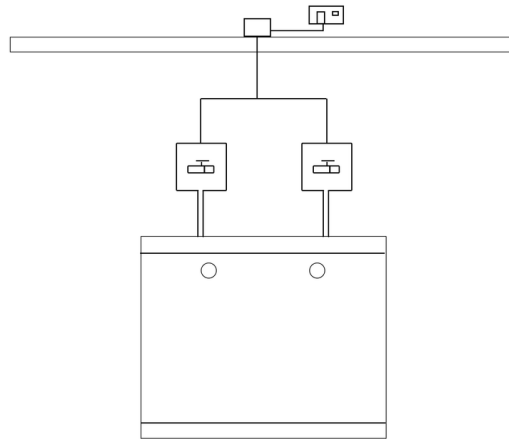


# Slab Type Urinal Flushing options



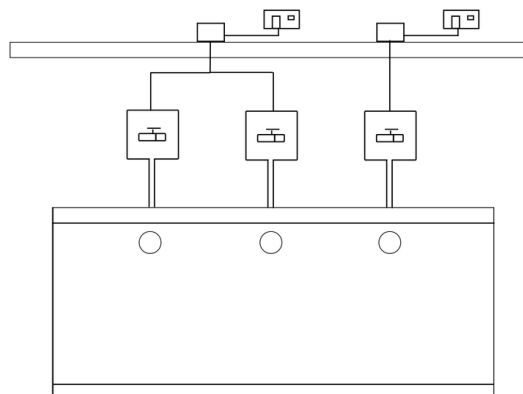
Option 1. Slab Type Urinal with 1 (one) Inlet Sparge

- 1 x MAG Single Urinal Sensor (96005/SM)
- 1 x Installation Kit (96005KIT)



Option 2. Slab Type Urinal with 2 (two) Inlet Sparges

- 1 x MAG Double Urinal Sensor (96005/DM)
- 2 x Installation Kits (96005KIT)



Option 3. Slab Type Urinal with 3 (two) Inlet Sparges

- 1 x MAG Single Urinal Sensor (96005/SM)
- 1 x MAG Double Urinal Sensor (96005/DM)
- 3 x Installation Kits (96005KIT)